

Product Technical Sheet

ENlight®

Thermostatic Electric Shower - UNIQ®



Product Codes

ENlight® Uniq - 9.5kW - White (Black Kit)	GEENLU91
ENlight® Uniq - 9.5kW - White (Chrome Kit)	GEENLU92
ENlight® Uniq - 9.5kW - Grey (Black Kit)	GEENLU93
ENlight® Uniq - 9.5kW - Taupe (Black Kit)	GEENLU97

Installation

- Inlet connection: 15mm diameter
- Outlet connection: 1/2" BSP male thread

Commissioning

- Simple 2 minute commissioning process

End User

- Tri-Protect® precise thermostatic temperature control
- Feedback panel showing selected temperature and shower duration
- Timing function - helping reduce shower time and running costs
- 5-minute Eco Mode to help reduce water usage and costs
- Space saving Overhead showering featuring exclusive fixing brackets to fix rail into a corner or flat wall*
- 200mm fixed head connected to telescopic arm to maximise water coverage
- Efficient A energy rating



White (Black Kit)



White



Grey



Taupe


ENlight®


Thermostatic Electric Shower - UNIQ®

Shower

Temperature stability	Thermostatic Tri-protect®
Power ratings	9.5kW (at 240V)
Finish	White, Grey, Taupe
Controls	Soft press buttons, Eco mode acts as a start/stop button
Visual Indicators (LED & OLED display)	Power-on/low pressure indicator & Operation Indicator
Inlet Connection	15mm male compression
Water Entry Points	Top, bottom, back (right hand side unit)
Cable Entry Points	Top, bottom, back (right hand side unit)
Outlet Connection	½" BSP
Plumbing System Compatibility	Cold mains only
Minimum Running Pressure/Flow	1 Bar @ 8 l/min
Maximum Static Pressure	10 Bar
Approvals, Complies with	BEAB, CE, UKCA, BSI Kitemark, IP24
Guarantee	2 years

Diagram Key:

 **Water Entry Points**

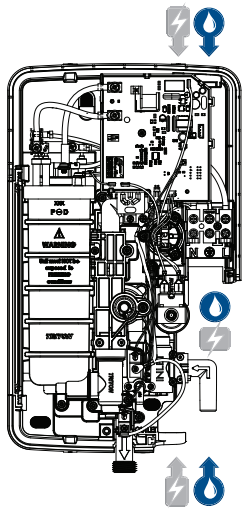
 **Cable Entry Points**

Dimensions:

H: 360mm

W: 219mm

D: 108mm



UNIQ® Riser Rail Kit

Length	1050.55mm (excluding top adjustment nut) 1053.8mm (including top adjustment nut)
Diameter	20.55mm / 0.80 inches
Material	Stainless Steel
Finish	Matte Black or Chrome
Hose	1m anti-twist double interlocked stainless steel - Matte Black or Chrome

IMPORTANT MAINTENANCE NOTICE

Replacing specified Triton accessories for this Enlight® unit will aid optimum performance and maintain a valid guarantee



1m Anti-Twist Shower Hose
Chrome
28100570



1m Anti-twist Hose -
Matte Black
28100590



Isabel – Circular Shower Head
Chrome
TSHFISABCH



Isabel – Circular Fixed Shower Head
Black
TSHFISA13